Model			SW-2000	SW-3200	SW-4000	SW-6300
Rated Current In(A)			630A, 800A,1000A, 1250A,1600A,2000A	2000A, 2500A 2900A, 3200A	3200A, 3600A 4000A	4000A,5000A 6300A
Rated Working Voltage Ue(V)			AC 400/690V 50/60Hz			
Rated Insulation Voltage Ui(V)			1000V			
Rated Impulse Voltage Uimp(V)			8000V			
No. of Pole			3P/4P			
Rated Current of N pole(A)			50% In (Standard configuration), 100% available			
Rated Ultimate Short Circuit Breaking Capacity Ics (kA)		AC 400V	80kA	100kA	100kA	120kA
		AC 690V	50kA	65kA	65kA	80kA
Rated Operation Short Circuit Breaking Capacity Icu (kA)		AC 400V	50kA	65kA	65kA	80kA
		AC 690V	40kA	50kA	50kA	70kA
Rated Short time withstand current Icw (kA)		AC 400V	50kA	65kA	65kA	85kA
		AC 690V	40kA	50kA	50kA	65kA
Electric life (Times)			1000	500	500	500
Operation Performance	Mechanical life (Times)	Non-maintenance	2500	2500	2500	2000
		Maintenance	10000	10000	10000	8000

• INTELLIGENT TRIPPING GEAR(ITG)

Intelligent tripping gear is one of the core components of the circuit breaker; Properties of the ITG.

a.Protective functions of over-load long time-delay and inverse time limit, short time- delay and inverse time limit, short time-delay definite time limit instantaneous operation protection;
b.Single phase grounding failure protection;
c.Display of setting current Ir and operation protection;
d.Ampere meter
e.Over-load alarm
f.Short time alarm
g.Testing of operation properties

Protection performance of over-current release

a.Ir and its error of the ITG.

Long Time-Delay	Short Time-Delay		Instantaneous		Grounding Failure	
Ir1	Ir2	Error	Ir3	Error	Ir4	Error
(0.4～1)In	(0.4～15)In	±10%	In～50 kA(Inm＝2000A) (Inm＝3200A) In～75kA(Inm＝4000A) In～100kA(Inm＝6300A)	±15%	(0.2～0.8)In Inm＝6300A Max.1200A Inm＝2000A Min.160A	±10%

b.Characteristics of long time-delay protection

Setting current	Error	Current	Tripping Time(S)						Time Error
(0.4～1)In	±10%	1.05Ir1	2 hours non tripping						-
		1.3Ir1	＜2 hours tripping						-
		1.5Ir1	15	30	60	120	240	480	±15%
		2.0Ir1	8.4	16.9	33.7	67.5	135	270	±15%

c. Characteristics of short time delay protection
For low current, inverse time-limit protection could be realized, when the over-current is ＞8Ir1, it will automatically change to be definite time- limit protection properties

Setting current	Error	Setting Delay Time(S)				Returnable Time(S)				Time Error
(1～15)In	±10%	0.1	0.2	0.3	0.4	0.06	0.14	0.23	0.35	±15%

d. Over current protection curve for breaker of which Inm≥2000A
e. Time delay property curve for grounding failure protection for breaker of which Inm≥2000A

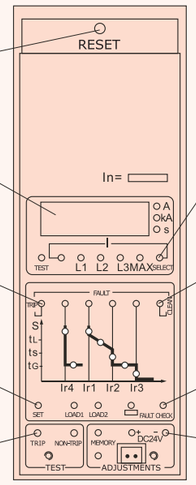

RESET button: Push reset button after fault trip, the breaker restore close state.

CURRENT-TIME indicator display current or time.

LED(light-emitting diode) can display breaker's various status and classifications.

SET key; Check or set each protection characteristic current or time. Push the key then display each status in turn.

TRIP and NON-TRIP key; for test function time.

SELECT key; display the maximum phase current or maximum line voltage under normal status, push the key then display each phase current or each live voltage in turn.

CLEAN key; push the key after setting the release or test fault or before closing the breaker in order that the breaker's in normal work status.

FAULT-CHECK key; display or indicate the last fault status and fault current or time when push the key.

STORAGE, + and - key; for setting current or time.

M type ITG

Ref.	Model	Rated Current(A)	Installation	Icu (kA)/Ics(kA) 400V	Icu (kA)/Ics(kA) 690V	Case Qty(Pcs)	Item Code	
							3P	4P
SW45-2000 	SW45-2000	630	Fix	80/50	50/40	1	9002030630	9002040630
	SW45-2000	800	Fix	80/50	50/40	1	9002030800	9002040800
	SW45-2000	1000	Fix	80/50	50/40	1	9002031000	9002041000
	SW45-2000	1250	Fix	80/50	50/40	1	9002031250	9002041250
	SW45-2000	1600	Fix	80/50	50/40	1	9002031600	9002041600
	SW45-2000	2000	Fix	80/50	50/40	1	9002032000	9002042000
	SW45-2000	630	Draw	80/50	50/40	1	9112030630	9112040630
	SW45-2000	800	Draw	80/50	50/40	1	9112030800	9112040800
	SW45-2000	1000	Draw	80/50	50/40	1	9112031000	9112041000
	SW45-2000	1250	Draw	80/50	50/40	1	9112031250	9112041250
	SW45-2000	1600	Draw	80/50	50/40	1	9112031600	9112041600
	SW45-2000	2000	Draw	80/50	50/40	1	9112032000	9112042000
SW45-3200 	SW45-3200	2000	Fix	100/65	65/50	1	9003232000	9003242000
	SW45-3200	2500	Fix	100/65	65/50	1	9003232500	9003242500
	SW45-3200	2900	Fix	100/65	65/50	1	9003232900	9003242900
	SW45-3200	3200	Fix	100/65	65/50	1	9003233200	9003243200
	SW45-3200	2000	Draw	100/65	65/50	1	9113232000	9113242000
	SW45-3200	2500	Draw	100/65	65/50	1	9113232500	9113242500
	SW45-3200	2900	Draw	100/65	65/50	1	9113232900	9113242900
	SW45-3200	3200	Draw	100/65	65/50	1	9113233200	9113243200
SW45-4000 	SW45-4000	3200	Fix	100/65	65/50	1	9004033200	9004043200
	SW45-4000	3600	Fix	100/65	65/50	1	9004033600	9004043600
	SW45-4000	4000	Fix	100/65	65/50	1	9004034000	9004044000
	SW45-4000	3200	Draw	100/65	65/50	1	9114033200	9114043200
	SW45-4000	3600	Draw	100/65	65/50	1	9114033600	9114043600
	SW45-4000	4000	Draw	100/65	65/50	1	9114034000	9114044000
SW45-6300 	SW45-6300	4000	Fix	120/80	80/70	1	9006334000	9006344000
	SW45-6300	5000	Fix	120/80	80/70	1	9006335000	9006345000
	SW45-6300	6300	Fix	120/80	80/70	1	9006336300	9006346300
	SW45-6300	4000	Draw	120/80	80/70	1	9116334000	9116344000
	SW45-6300	5000	Draw	120/80	80/70	1	9116335000	9116345000
	SW45-6300	6300	Draw	120/80	80/70	1	9116336300	9116346300

- **DIMENSION**

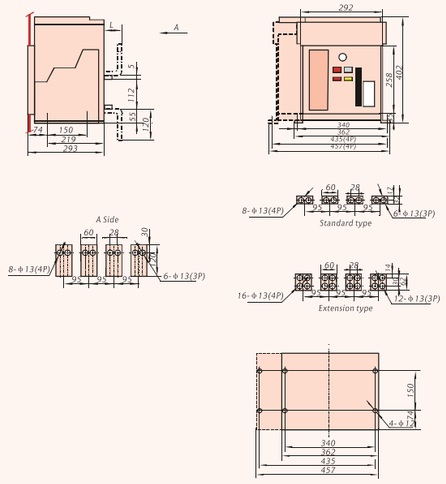

SW45-2000(Fix Type)

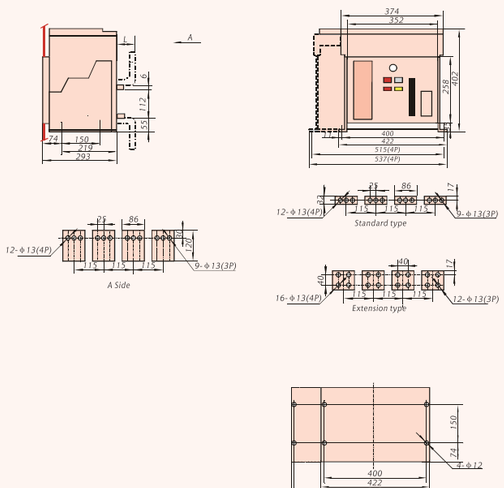

SW45-3200(Fix Type)

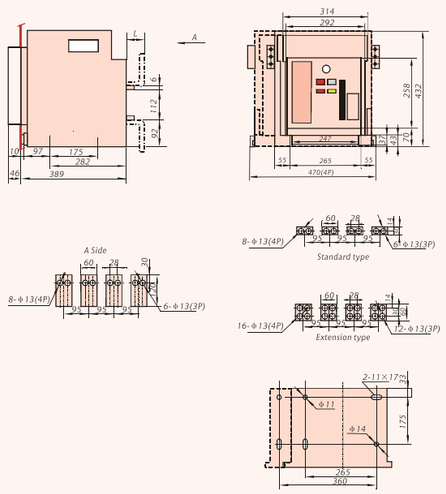

SW45-2000(Drawable Type)

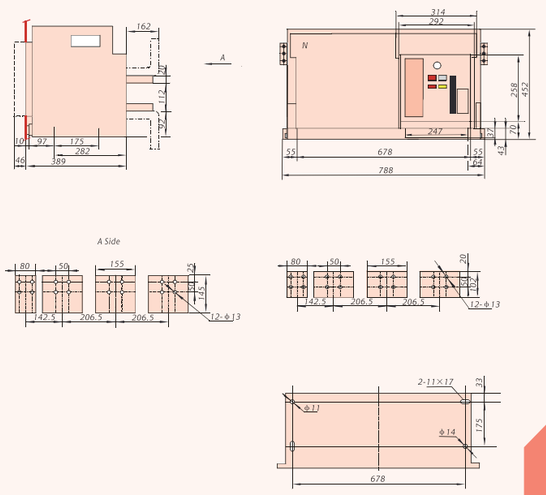

SW45-4000/4(Drawable Type)

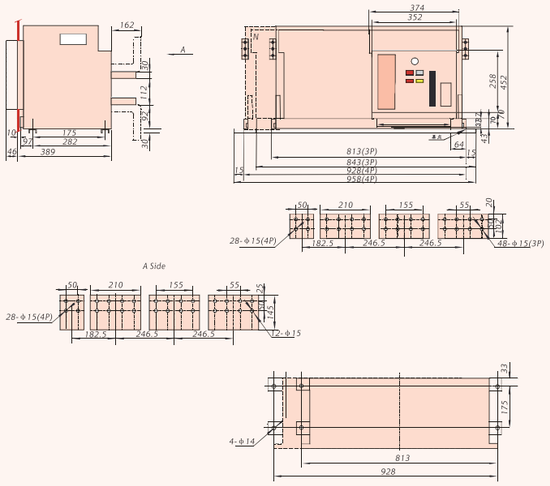

SW45-6300(Drawable Type)

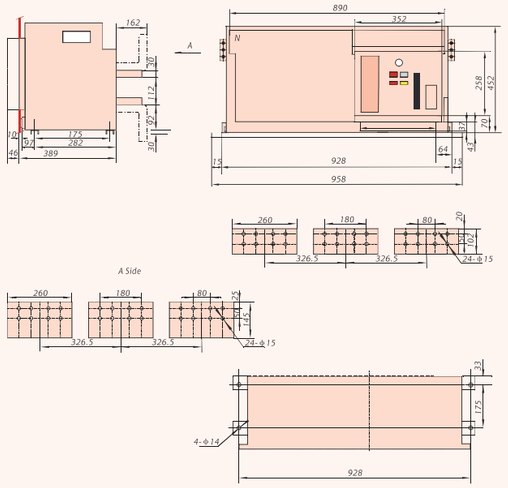

SW45-6300/3(Drawable Type)

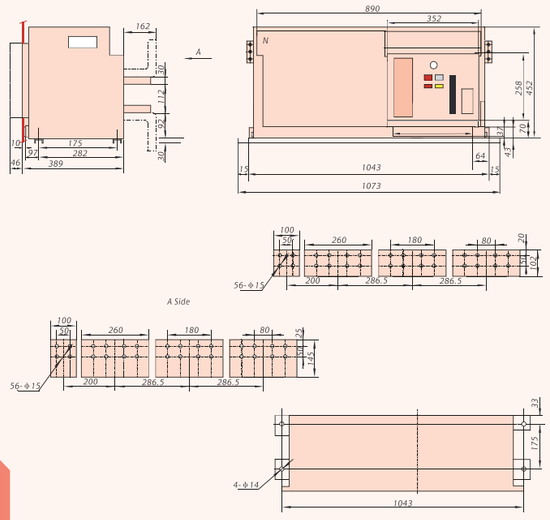

SW45-6300/4(Drawable Type)

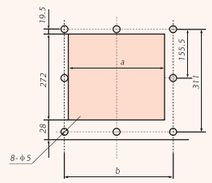

Fix Type

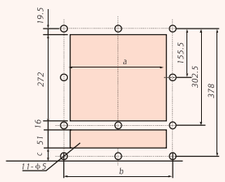

Drawable Type

Model		CDSM1N-100	CDSM1N-225	CDSM1N-400
Rated Current In(A)		16A, 20A, 25A, 32A,40A 50A, 63A, 80A, 100A	100A, 125A,160A 180A,200A,225A	225A, 250A,315A 350A, 400A
Rated Voltage Ue(V)		400V		
Rated Insulation Voltage Ui(V)		800V		
No. of Pole		3P		
Rated Ultimate Short Circuit Breaking Capacity Ics (kA)		35kA	35kA	35kA
Rated Operation Short Circuit Breaking Capacity Icu (kA)		27kA	27kA	27kA
Operation Performance	Total cycles(times)	10000	8000	5000
	Electrical endurance(times)	1500	1000	1000
	Mechanical endurance(times)	8500	7000	4000

Ref.	Model	Rated Current(A)	No. of Pole	Icu(kA)/Ics(kA) 400V	Case Qty.(Pcs)	Item Code
CDSM1N-100 	CDSM1N-100	16	3	35/27	16	9013000016
	CDSM1N-100	20	3	35/27	16	9013000020
	CDSM1N-100	25	3	35/27	16	9013000025
	CDSM1N-100	32	3	35/27	16	9013000032
	CDSM1N-100	40	3	35/27	16	9013000040
	CDSM1N-100	50	3	35/27	16	9013000050
	CDSM1N-100	63	3	35/27	16	9013000063
	CDSM1N-100	80	3	35/27	16	9013000080
	CDSM1N-100	100	3	35/27	16	9013000100
CDSM1N-225 	CDSM1N-225	100	3	35/27	12	9023000100
	CDSM1N-225	125	3	35/27	12	9023000125
	CDSM1N-225	160	3	35/27	12	9023000160
	CDSM1N-225	180	3	35/27	12	9023000180
	CDSM1N-225	200	3	35/27	12	9023000200
	CDSM1N-225	225	3	35/27	12	9023000225
CDSM1N-400 	CDSM1N-400	225	3	35/27	2	9033000225
	CDSM1N-400	250	3	35/27	2	9033000250
	CDSM1N-400	315	3	35/27	2	9033000315
	CDSM1N-400	350	3	35/27	2	9033000350
	CDSM1N-400	400	3	35/27	2	9033000400

FEATURE

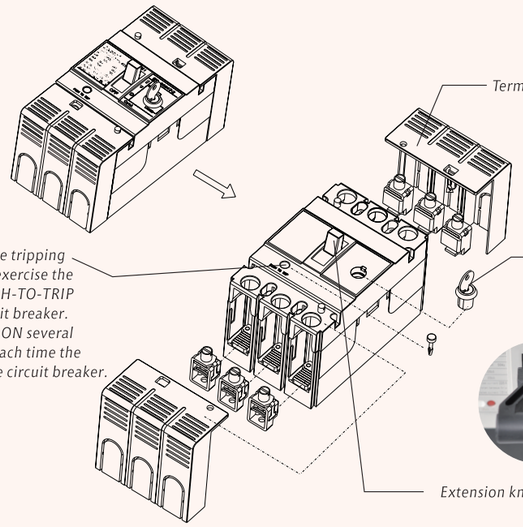

Terminal protection cover(PA66 material)

The PUSH-TO-TRIP button checks the tripping function and is used to periodically exercise the operating mechanism. Press the PUSH-TO-TRIP button to mechanically trip the circuit breaker. Trip, reset, and swich circuit breaker ON several times. If mechanism does not reset each time the circuit breaker is tripped, replace the circuit breaker.

Using the key when the MCCB at OFF position to prevent from being turned on by unauthorized personnel.

Extension knob for easy manual operation (ON-OFF)

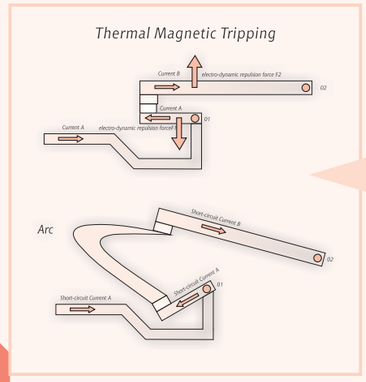



Nameplate is laser-printed

DMC Material casing

DIMENSION

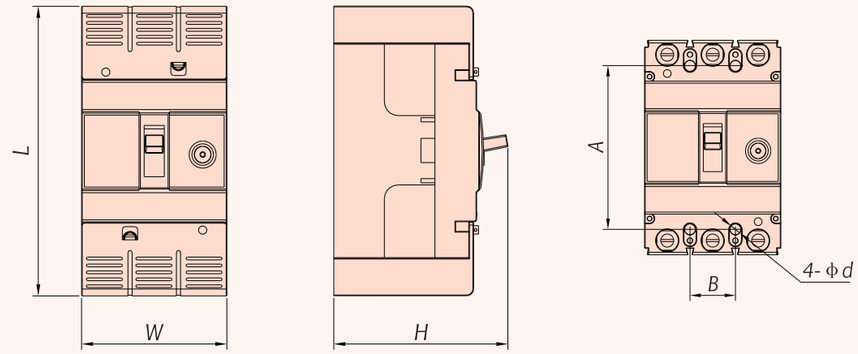

Model	Overall Dimension(mm)			Installation Dimension(mm)		
	L	W	H	A	B	Φ d
CDSM1N-100	210	90	86	130.5	30	8
CDSM1N-225	210	105	127	126	35	8.4
CDSM1N-400	403	150	155	194	44	9

Rated Current(A)	16 20	25	32	40 50	63	80	100	125 140	160	180 200 225	250	315 350	400
Conducutor(mm^2)	2.5	4	6	10	16	25	35	50	70	95	120	185	240

Model		CDSM1-63	CDSM1-100	CDSM1-225	CDSM1-400	CDSM1-630	CDSM1-800
Rated Current In(A)		6A,10A,16A,20A 25A,32A,40A 50A,63A	16A,20A,25A 32A,40A,50A 63A,80A,100A	100A,125A 160A,180A 200A,225A	225A,250A 315A,350A 400A	400A,500A 630A	630A,700A 800A
Rated Voltage Ue(V)		400V	690V				
Rated Insulation Voltage Ui(V)		500V	800V				
No. of Pole		3P/4P					
Rated Ultimate Short Circuit Breaking Capacity Ics (kA)	L	25kA	35/8kA	35/8kA	50/10kA	50/10kA	75kA
	M	50kA	50/10kA	50/10kA	65/10kA	65/10kA	100kA
	H		85/20kA	85/20kA	100/20kA	100/20kA	
Rated Operation Short Circuit Breaking Capacity Icu (kA) 400V		50%	50%	50%	50%	50%	50%
Operation Performance	Total cycles(times)	10000	8000	8000	8000	5000	3000
	Electrical endurance(times)	1500	1000	1000	1000	1000	500
	Mechanical endurance(times)	8500	7000	7000	4000	4000	2500

Ref.	Model	Rated Current(A)	Icu (kA)/Ics(kA) 400V	Icu (kA)/Ics(kA) 690V	Case Qty.(Pcs)	Item Code	
						3P	4P
CDSM1-63L 	CDSM1-63L	6	25/12.5	-	16	9103013006	-
	CDSM1-63L	10	25/12.5	-	16	9103013010	-
	CDSM1-63L	16	25/12.5	-	16	9103013016	-
	CDSM1-63L	20	25/12.5	-	16	9103013020	-
	CDSM1-63L	25	25/12.5	-	16	9103013025	-
	CDSM1-63L	32	25/12.5	-	16	9103013032	-
	CDSM1-63L	40	25/12.5	-	16	9103013040	-
	CDSM1-63L	50	25/12.5	-	16	9103013050	-
	CDSM1-63L	63	25/12.5	-	16	9103013063	-
	CDSM1-63M	6	50/25	-	16	9103023006	9103024006
	CDSM1-63M	10	50/25	-	16	9103023010	9103024010
	CDSM1-63M	16	50/25	-	16	9103023016	9103024016
	CDSM1-63M	20	50/25	-	16	9103023020	9103024020
	CDSM1-63M	25	50/25	-	16	9103023025	9103024025
	CDSM1-63M	32	50/25	-	16	9103023032	9103024032
	CDSM1-63M	40	50/25	-	16	9103023040	9103024040
	CDSM1-63M	50	50/25	-	16	9103023050	9103024050
	CDSM1-63M	63	50/25	-	16	9103023063	9103024063

I

Dixsen®
MOULD CASE CIRCUIT BREAKER

Ref.	Model	Rated Current(A)	Icu (kA)/Ics(kA) 400V	Icu (kA)/Ics(kA) 690V	Case Qty.(Pcs)	Item Code	
						3P	4P
CDSM1-100L 	CDSM1-100L	16	35/17.5	8/4	16	9113013016	-
	CDSM1-100L	20	35/17.5	8/4	16	9113013020	-
	CDSM1-100L	25	35/17.5	8/4	16	9113013025	-
	CDSM1-100L	32	35/17.5	8/4	16	9113013032	-
	CDSM1-100L	40	35/17.5	8/4	16	9113013040	-
	CDSM1-100L	50	35/17.5	8/4	16	9113013050	-
	CDSM1-100L	63	35/17.5	8/4	16	9113013063	-
	CDSM1-100L	80	35/17.5	8/4	16	9113013080	-
	CDSM1-100L	100	35/17.5	8/4	16	9113013100	-
	CDSM1-100M	16	50/25	10/5	16	9113023016	9113024016
	CDSM1-100M	20	50/25	10/5	16	9113023020	9113024020
	CDSM1-100M	25	50/25	10/5	16	9113023025	9113024025
	CDSM1-100M	32	50/25	10/5	16	9113023032	9113024032
	CDSM1-100M	40	50/25	10/5	16	9113023040	9113024040
	CDSM1-100M	50	50/25	10/5	16	9113023050	9113024050
	CDSM1-100M	63	50/25	10/5	16	9113023063	9113024063
	CDSM1-100M	80	50/25	10/5	16	9113023080	9113024080
	CDSM1-100M	100	50/25	10/5	16	9113023100	9113024100
	CDSM1-100H	16	85/42.5	20/10	16	9113033016	-
	CDSM1-100H	20	85/42.5	20/10	16	9113033020	-
	CDSM1-100H	25	85/42.5	20/10	16	9113033025	-
	CDSM1-100H	32	85/42.5	20/10	16	9113033032	-
	CDSM1-100H	40	85/42.5	20/10	16	9113033040	-
	CDSM1-100H	50	85/42.5	20/10	16	9113033050	-
	CDSM1-100H	63	85/42.5	20/10	16	9113033063	-
	CDSM1-100H	80	85/42.5	20/10	16	9113033080	-
	CDSM1-100H	100	85/42.5	20/10	16	9113033100	-
CDSM1-225L 	CDSM1-225L	100	35/17.5	8/4	16	9123013100	-
	CDSM1-225L	125	35/17.5	8/4	16	9123013125	-
	CDSM1-225L	160	35/17.5	8/4	16	9123013160	-
	CDSM1-225L	180	35/17.5	8/4	16	9123013180	-
	CDSM1-225L	200	35/17.5	8/4	16	9123013200	-
	CDSM1-225L	225	35/17.5	8/4	16	9123013225	-
	CDSM1-225M	100	50/25	10/5	16	9123023100	9123024100
	CDSM1-225M	125	50/25	10/5	16	9123023125	9123024125
	CDSM1-225M	160	50/25	10/5	16	9123023160	9123024160
	CDSM1-225M	180	50/25	10/5	16	9123023180	9123024180
	CDSM1-225M	200	50/25	10/5	16	9123023200	9123024200
	CDSM1-225M	225	50/25	10/5	16	9123023225	9123024225
	CDSM1-225H	100	85/42.5	20/10	16	9123033100	-
	CDSM1-225H	125	85/42.5	20/10	16	9123033125	-
	CDSM1-225H	160	85/42.5	20/10	16	9123033160	-
	CDSM1-225H	180	85/42.5	20/10	16	9123033180	-
	CDSM1-225H	200	85/42.5	20/10	16	9123033200	-
	CDSM1-225H	225	85/42.5	20/10	16	9123033225	-

I

Ref.	Model	Rated Current(A)	Icu (kA)/Ics(kA) 400V	Icu (kA)/Ics(kA) 690V	Case Qty.(Pcs)	Item Code 3P	Item Code 4P
CDSM1-400L	CDSM1-400L	225	50/25	10/5	4	9143013225	9143014225
	CDSM1-400L	250	50/25	10/5	4	9143013250	9143014250
	CDSM1-400L	315	50/25	10/5	4	9143013315	9143014315
	CDSM1-400L	350	50/25	10/5	4	9143013350	9143014350
	CDSM1-400L	400	50/25	10/5	4	9143013400	9143014400
	CDSM1-400M	225	65/32.5	10/5	4	9143023225	-
	CDSM1-400M	250	65/32.5	10/5	4	9143023250	-
	CDSM1-400M	315	65/32.5	10/5	4	9143023315	-
	CDSM1-400M	350	65/32.5	10/5	4	9143023350	-
	CDSM1-400M	400	65/32.5	10/5	4	9143023400	-
	CDSM1-400H	225	100/50	20/10	4	9143033225	-
	CDSM1-400H	250	100/50	20/10	4	9143033250	-
	CDSM1-400H	315	100/50	20/10	4	9143033315	-
	CDSM1-400H	350	100/50	20/10	4	9143033350	-
	CDSM1-400H	400	100/50	20/10	4	9143033400	-
CDSM1-630L	CDSM1-630L	400	50/25	10/5	2	9163013400	9163014400
	CDSM1-630L	500	50/25	10/5	2	9163013500	9163014500
	CDSM1-630L	630	50/25	10/5	2	9163013630	9163014630
	CDSM1-630M	400	65/32.5	10/5	2	9163023400	-
	CDSM1-630M	500	65/32.5	10/5	2	9163023500	-
	CDSM1-630M	630	65/32.5	10/5	2	9163023630	-
	CDSM1-630H	400	100/50	20/10	2	9163033400	-
	CDSM1-630H	500	100/50	20/10	2	9163033500	-
	CDSM1-630H	630	100/50	20/10	2	9163033630	-
CDSM1-800M	CDSM1-800M	630	100/50	75/37.5	2	9183023630	-
	CDSM1-800M	700	100/50	75/37.5	2	9183023700	-
	CDSM1-800M	800	100/50	75/37.5	2	9183023800	-
	CDSM1-800H	630	100/50	100/50	2	9183033630	-
	CDSM1-800H	700	100/50	100/50	2	9183033700	-
	CDSM1-800H	800	100/50	100/50	2	9183033800	-

CDSM1-400L

CDSM1-630L

CDSM1-800M

Dixsen®
MOULD CASE CIRCUIT BREAKER

- **DIMENSION**

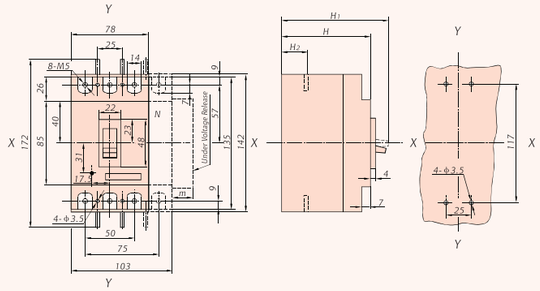

CDSM1-63L/M

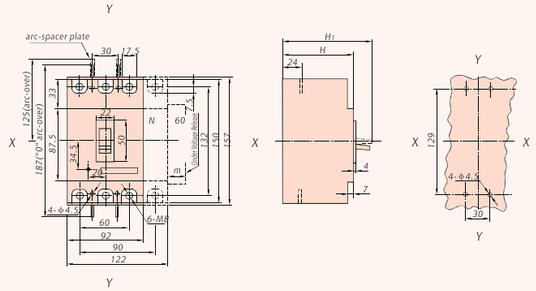

CDSM1-100L/M/H

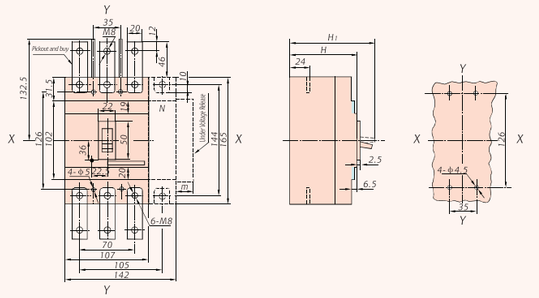

CDSM1-225L/M/H

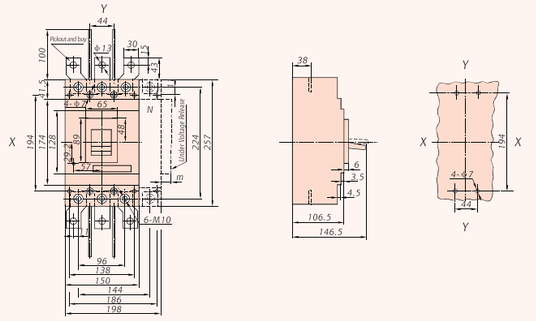

CDSM1-400L/M/H

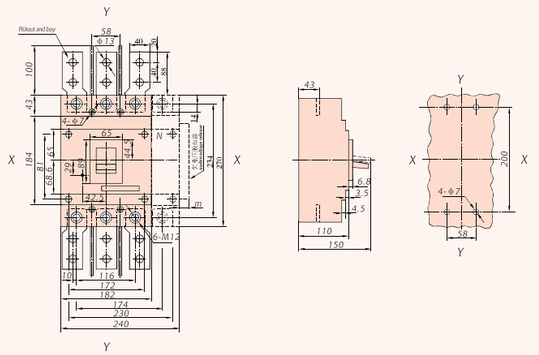

CDSM1-630L/M/H

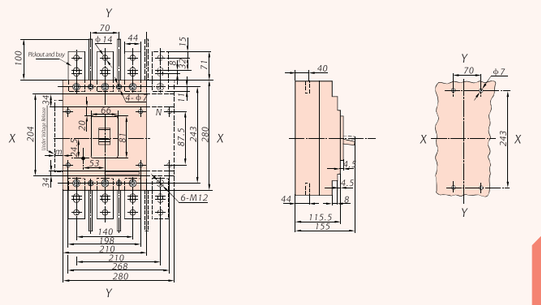

CDSM1-800M/H

Model		CDSM2-100	CDSM2-160	CDSM2-250	CDSM2-400	CDSM2-630	CDSM2-800	CDSM2-1250	CDSM2-1600
Rated Current In(A)		16A,20A, 25A,32A, 40A,50A, 63A,80A,100A	16A,20A, 25A,32A, 40A,50A,63A, 80A,100A, 125A,160A	16A,20A,25A 32A,40A,50A 63A,80A,100A 125A,160A 200A,250A	315A,350A 400A	400A,500A 630A	800A	1250A	1600A
	220/240V	85	85	85	85	85	50	50	50
	380/415V	36	36	36	50	50	50	50	50
	440V	35	35	35	42	42	50	50	50
	500V	25	30	30	30	30	40	40	40
	525V	22	22	22	22	22	40	40	40
	660/690V	8	8	8	10	10	30	30	30
		50% Icu	75% Icu	75% Icu	75% Icu	75% Icu	75% Icu	75% Icu	75% Icu
Rated Voltage Ue(V)		690V							
Rated Insulation Voltage Ui(V)		750V							
No. of Pole		3P/4P					3P		
Uimp(V)		8000V							
Operation Performance	Electrical Life(times)	30000	20000	10000	6000	4000	5000	4000	2000
	Mechanical life(times)	50000	40000	20000	15000	15000	10000	10000	10000

TM Thermal release (from 16 to 250A)

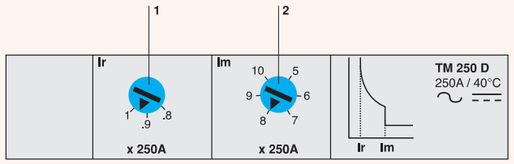

STR22SE Electronic release (from 40 to 250A)

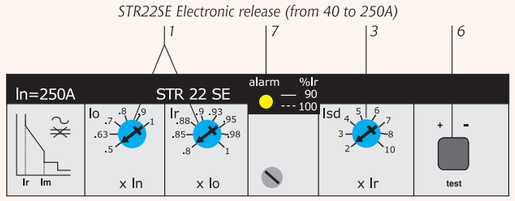

STR223E Electronic release (from 250A to 630A)

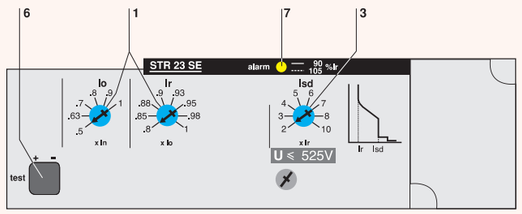

Ref.	Model	Rated Current(A)	Icu (kA)/Ics(kA) 220/240V	Icu (kA)/Ics(kA) 380/415V	Case Qty.(Pcs)	Item Code 3P	Item Code 4P
CDSM2-100N 	CDSM2-100N	16	85/ 50%Icu	36/ 50%Icu	12	9213113016	9213114016
	CDSM2-100N	25	85/ 50%Icu	36/ 50%Icu	12	9213113025	9213114025
	CDSM2-100N	32	85/ 50%Icu	36/ 50%Icu	12	9213113032	9213114032
	CDSM2-100N	40	85/ 50%Icu	36/ 50%Icu	12	9213113040	9213114040
	CDSM2-100N	50	85/ 50%Icu	36/ 50%Icu	12	9213113050	9213114050
	CDSM2-100N	63	85/ 50%Icu	36/ 50%Icu	12	9213113063	9213114063
	CDSM2-100N	80	85/ 50%Icu	36/ 50%Icu	12	9213113080	9213114080
	CDSM2-100N	100	85/ 50%Icu	36/ 50%Icu	12	9213113100	9213114100
CDSM2-250N 	CDSM2-160N	16	85/ 75%Icu	36/ 75%Icu	12	9223113016	9223114016
	CDSM2-160N	25	85/ 75%Icu	36/ 75%Icu	12	9223113025	9223114025
	CDSM2-160N	32	85/ 75%Icu	36/ 75%Icu	12	9223113032	9223114032
	CDSM2-160N	40	85/ 75%Icu	36/ 75%Icu	12	9223113040	9223114040
	CDSM2-160N	50	85/ 75%Icu	36/ 75%Icu	12	9223113050	9223114050
	CDSM2-160N	63	85/ 75%Icu	36/ 75%Icu	12	9223113063	9223114063
	CDSM2-160N	80	85/ 75%Icu	36/ 75%Icu	12	9223113080	9223114080
	CDSM2-160N	100	85/ 75%Icu	36/ 75%Icu	12	9223113100	9223114100
	CDSM2-160N	125	85/ 75%Icu	36/ 75%Icu	12	9223113125	9223114125
	CDSM2-160N	160	85/ 75%Icu	36/ 75%Icu	12	9223113160	9223114160
CDSM2-400N 	CDSM2-250N	16	85/ 75%Icu	36/ 75%Icu	12	9233113016	9233114016
	CDSM2-250N	25	85/ 75%Icu	36/ 75%Icu	12	9233113025	9233114025
	CDSM2-250N	32	85/ 75%Icu	36/ 75%Icu	12	9233113032	9233114032
	CDSM2-250N	40	85/ 75%Icu	36/ 75%Icu	12	9233113040	9233114040
	CDSM2-250N	50	85/ 75%Icu	36/ 75%Icu	12	9233113050	9233114050
	CDSM2-250N	63	85/ 75%Icu	36/ 75%Icu	12	9233113063	9233114063
	CDSM2-250N	80	85/ 75%Icu	36/ 75%Icu	12	9233113080	9233114080
	CDSM2-250N	100	85/ 75%Icu	36/ 75%Icu	12	9233113100	9233114100
	CDSM2-250N	125	85/ 75%Icu	36/ 75%Icu	12	9233113125	9233114125
	CDSM2-250N	160	85/ 75%Icu	36/ 75%Icu	12	9233113160	9233114160
	CDSM2-250N	200	85/ 75%Icu	36/ 75%Icu	12	9233113200	9233114200
	CDSM2-250N	250	85/ 75%Icu	36/ 75%Icu	12	9233113250	9233114250
CDSM2-630N 	CDSM2-400N	315	85/ 75%Icu	50/ 75%Icu	4	9243113315	9243114315
	CDSM2-400N	350	85/ 75%Icu	50/ 75%Icu	4	9243113350	9243114350
	CDSM2-400N	400	85/ 75%Icu	50/ 75%Icu	4	9243113400	9243114400
	CDSM2-630N	400	85/ 75%Icu	50/ 75%Icu	4	9263113400	9263114400
	CDSM2-630N	500	85/ 75%Icu	50/ 75%Icu	4	9263113500	9263114500
	CDSM2-630N	630	85/ 75%Icu	50/ 75%Icu	4	9263113630	9263114630
	CDSM2-800N	800	50/ 75%Icu	30/75%Icu	2	9283110800	-
	CDSM2-1000N	1000	50/ 75%Icu	30/75%Icu	2	9283111000	-
	CDSM2-1250N	1250	50/ 75%Icu	30/75%Icu	2	9283111200	-
	CDSM2-1600N	1600	50/ 75%Icu	30/75%Icu	2	9283111600	-

Model		CDSM3-125N	CDSM3-160N	CDSM3-250N	CDSM3-400N	CDSM3-800N	CDSM3-1600N
Rated Current In(A)		12.5A,16A,20A 25A,32A,40A 50A,63A,80A 100A,125A	32A,40A,50A 63A,80A 100A,125A 160A	125A,160A 200A,250A	250A,315A 400A	400A,500A 630A,800A	800A,1000A 1250A,1600A
Rated Voltage Ue(V)		400V	690V				
Rated Insulation Voltage Ui(V)		400/690V					
Uimp(V)		6000V		8000V			
No. of Pole		3P/4P					
Rated Current of N pole(A)		=In					
Rated Ultimate Short Circuit Breaking Capacity Ics (kA)		25kA	35/8kA	35/14kA	35/20kA	35/20kA	65/20kA
Rated Operation Short Circuit Breaking Capacity Icu (kA) 400V		50%	75%	75%	75%	75%	75%
Operation Performance	Electrical Life(times)	8000	8000	8000	7000	7000	5000
	Mechanical life(times)	25000	25000	25000	20000	20000	10000

M	
Magnetic only release	
L1-L2-L3	10Ith
L1-L2-L3	5Ith

The magnetic only releaser which equip the SACES1, S2 and S3 circuit-breakers have a fixed trip threshold as ndicated in the table. For S1, the magnetic only capacity N=25kA; for S2, breaking capacities N=36kA and S=50kA are available. The latter ver sion is only available in the 10 x Ith version.

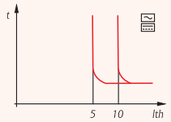

TM	
Thermal magnetic release	
L1-L2-L3	10Ith
L1-L2-L3	5Ith
L1-L2-L3	3Ith

The thermomagnetic releases which equip the SACE S2 and S3 circuit-breakers have the thermal element with threshold adjustable from 0.7÷1×In. The regulated current value which is obtained by using the appropriate selector must be intended as the rated value at 40℃. The magnetic element has fixed trip threshold, with trip values which vary according to the phase setting. The S2 circuit breaker with breaking capacity S=50kA is only available in the 10×Ith version.

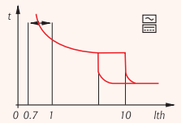

The thermomagnetic releases which equip SACE S5 and S6 circuit-breakers have the thermal element with threshold adjustable from 0.7÷1×In. The regulated current value which is obtained by using the appropriate selector must be intended as the rated value at 40℃. The magnetic element can be adjusted from 5÷10×In. The table gives the maximum magnetic trip values(10×In) for protection of the phases(L1-L2-L3) and of the neutral.

ST
Electronic release

The trip thresholds of the magnetic protection are a function of the setting used both for protection of the phases(L1-L2-L3) and of the neutral. The releases denominated 10×Ith are indicated for all distribution applications, whereas the releases denominated 5×Ith and 3×Ith are used where a low magnetictrip threshold is required. With regard to this, the 3×Ith are particularly suitable for protection of generators.

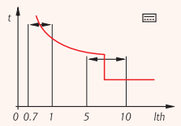

CDSM3-125N

CDSM3-160N

CDSM3-250N

CDSM3-400N

CDSM3-800N

CDSM3-1600N

Ref.	Model	Rated Current(A)	Uitimate short Circuit Breaking Capacity Icu(kA)	Case Qty.(Pcs)	Item Code 3P	Item Code 4P
	CDSM3-125N	12.5	25	20	9303113012	9303114012
	CDSM3-125N	16	25	20	9303113016	9303114016
	CDSM3-125N	20	25	20	9303113020	9303114020
	CDSM3-125N	25	25	20	9303113025	9303114025
	CDSM3-125N	32	25	20	9303113032	9303114032
	CDSM3-125N	40	25	20	9303113040	9303114040
	CDSM3-125N	50	25	20	9303113050	9303114050
	CDSM3-125N	63	25	20	9303113063	9303114063
	CDSM3-125N	80	25	20	9303113080	9303114080
	CDSM3-125N	100	25	20	9303113100	9303114100
	CDSM3-125N	125	25	20	9303113125	9303114125
	CDSM3-160N	32	35	20	9313113032	9313114032
	CDSM3-160N	40	35	20	9313113040	9313114040
	CDSM3-160N	50	35	20	9313113050	9313114050
	CDSM3-160N	63	35	20	9313113063	9313114063
	CDSM3-160N	80	35	20	9313113080	9313114080
	CDSM3-160N	100	35	20	9313113100	9313114100
	CDSM3-160N	125	35	20	9313113125	9313114125
	CDSM3-160N	160	35	20	9313113160	9313114160
	CDSM3-250N	125	35	8	9323113125	9323114125
	CDSM3-250N	160	35	8	9323113160	9323114160
	CDSM3-250N	200	35	8	9323113200	9323114200
	CDSM3-250N	250	35	8	9323113250	9323114250
	CDSM3-400N	250	35	4	9343113250	9343114250
	CDSM3-400N	315	35	4	9343113315	9343114315
	CDSM3-400N	400	35	4	9343113400	9343114400
	CDSM3-800N	400	65	2	9383113400	9383114400
	CDSM3-800N	500	65	2	9383113500	9383114500
	CDSM3-800N	630	65	2	9383113630	9383114630
	CDSM3-800N	800	65	2	9383113800	9383114800
	CDSM3-1600N	800			9313113800	9313114800
	CDSM3-1600N	1000			9313113100	9313114100
	CDSM3-1600N	1250			9313113125	9313114125
	CDSM3-1600N	1600			9313113100	9313114100

Ref.	Model	Rated Current(A)	Icu (kA)/Ics(Ka) 400V	Case Qty.(Pcs)	Item Code	
					3P	4P
	CDSM4-60-CS	60	10/5	20	9463113060	-
	CDSM4-60-SS	60	5/2	20	9463123060	-
	CDSM4-100-CS	60	25/18	20	9413113060	9413114060
	CDSM4-100-CS	75	25/18	20	9413113075	9413114075
	CDSM4-100-CS	100	25/18	20	9413113100	9413114100
	CDSM4-100-SS	60	5/5	20	9413123060	9413124060
	CDSM4-100-SS	75	5/5	20	9413123075	9413124075
	CDSM4-100-SS	100	5/5	20	9413123100	9413124100
CDSM4-250-CS 	CDSM4-250-CS	125	35/18	8	9423113125	-
	CDSM4-250-CS	150	35/18	8	9423113150	-
	CDSM4-250-CS	175	35/18	8	9423113175	-
	CDSM4-250-CS	200	35/18	8	9423113200	-
	CDSM4-250-CS	225	35/18	8	9423113225	-
	CDSM4-250-CS	250	35/18	8	9423113250	-
	CDSM4-250-SS	125	9/5	8	9423123125	9423124125
	CDSM4-250-SS	150	9/5	8	9423123150	9423124150
	CDSM4-250-SS	175	9/5	8	9423123175	9423124175
	CDSM4-250-SS	200	9/5	8	9423123200	9423124200
	CDSM4-250-SS	225	9/5	8	9423123225	9423124225
	CDSM4-250-SS	250	9/5	8	9423123250	9423124250
CDSM4-400-CS 	CDSM4-400-CS	250	50/25	4	9443113250	-
	CDSM4-400-CS	300	50/25	4	9443113300	-
	CDSM4-400-CS	350	50/25	4	9443113350	-
	CDSM4-400-CS	400	50/25	4	9443113400	-
	CDSM4-400-SS	250	18/5	4	9443123250	-
	CDSM4-400-SS	300	18/5	4	9443123300	-
	CDSM4-400-SS	350	18/5	4	9443123350	-
	CDSM4-400-SS	400	18/5	4	9443123400	-

Ref.	Model	Rated Current(A)	Icu (kA)/Ics(Ka) 400V	Case Qty.(Pcs)	Item Code	
					3P	4P
CDSM4-30-CW 	CDSM4-30-CW	3	2.5/1.5	20	9533123003	-
	CDSM4-30-CW	5	2.5/1.5	20	9533123005	-
	CDSM4-30-CW	10	2.5/1.5	20	9533123010	-
	CDSM4-30-CW	15	2.5/1.5	20	9533123015	-
	CDSM4-30-CW	20	2.5/1.5	20	9533123020	-
	CDSM4-30-CW	30	2.5/1.5	20	9533123030	-
CDSM4-100-CW 	CDSM4-50-CW	10	7.5/5	20	9553123010	-
	CDSM4-50-CW	20	7.5/5	20	9553123020	-
	CDSM4-50-CW	30	7.5/5	20	9553123030	-
	CDSM4-50-CW	40	7.5/5	20	9553123040	-
	CDSM4-50-CW	50	7.5/5	20	9553123050	-
	CDSM4-60-CW	10	7.5/5	20	9563123010	-
	CDSM4-60-CW	20	7.5/5	20	9563123020	-
	CDSM4-60-CW	30	7.5/5	20	9563123030	-
	CDSM4-60-CW	40	7.5/5	20	9563123040	-
	CDSM4-60-CW	50	7.5/5	20	9563123050	-
	CDSM4-60-CW	60	7.5/5	20	9563123060	-
CDSM4-250-CW 	CDSM4-100-CW	60	7.5/5	20	9513123060	9513124060
	CDSM4-100-CW	75	7.5/5	20	9513123075	9513124075
	CDSM4-100-CW	100	7.5/5	20	9513123100	9513124100
	CDSM4-250-CW	125	25/15	8	9523123125	9523124125
	CDSM4-250-CW	150	25/15	8	9523123150	9523124150
	CDSM4-250-CW	175	25/15	8	9523123175	9523124175
	CDSM4-250-CW	200	25/15	8	9523123200	9523124200
	CDSM4-250-CW	225	25/15	8	9523123225	9523124225
	CDSM4-250-CW	250	25/15	8	9523123250	9523124250
CDSM4-630-CW 	CDSM4-400-CW	250	25/20	4	9543123250	9543124250
	CDSM4-400-CW	300	25/20	4	9543123300	9543124300
	CDSM4-400-CW	350	25/20	4	9543123350	9543124350
	CDSM4-400-CW	400	25/20	4	9543123400	9543124400
	CDSM4-630-CW	500	25/20	4	9563123500	9563124500
	CDSM4-630-CW	600	25/20	4	9563123600	9563124600
	CDSM4-630-CW	630	25/20	4	9563123630	9563124630
	CDSM4-800-CW	600	25/20	4	9583123630	9583124630
	CDSM4-800-CW	700	25/20	4	9583123700	9583124700
	CDSM4-800-CW	800	25/20	4	9583123800	9583124800

Ref.	Model	Rated Current(A)	Icu (kA)/Ics(kA) 240V	Icu (kA)/Ics(kA) 415V	Case Qty.(Pcs)	Item Code
CDSM5-125-GWF	CDSM5-125-GWF	16	65/35	25/13	20	9513110016
	CDSM5-125-GWF	20	65/35	25/13	20	9513110020
	CDSM5-125-GWF	25	65/35	25/13	20	9513110025
	CDSM5-125-GWF	32	65/35	25/13	20	9513110032
	CDSM5-125-GWF	40	65/35	25/13	20	9513110040
	CDSM5-125-GWF	50	65/35	25/13	20	9513110050
	CDSM5-125-GWF	63	65/35	25/13	20	9513110063
	CDSM5-125-GWF	80	65/35	25/13	20	9513110080
	CDSM5-125-GWF	100	65/35	25/13	20	9513110100
	CDSM5-125-GWF	125	65/35	25/13	20	9513110125
CDSM5-250-HFWF	CDSM5-250-HFWF	16	100/100	70/70	12	9523110016
	CDSM5-250-HFWF	20	100/100	70/70	12	9523110020
	CDSM5-250-HFWF	25	100/100	70/70	12	9523110025
	CDSM5-250-HFWF	32	100/100	70/70	12	9523110032
	CDSM5-250-HFWF	40	100/100	70/70	12	9523110040
	CDSM5-250-HFWF	50	100/100	70/70	12	9523110050
	CDSM5-250-HFWF	63	100/100	70/70	12	9523110063
	CDSM5-250-HFWF	80	100/100	70/70	12	9523110080
	CDSM5-250-HFWF	100	100/100	70/70	12	9523110100
	CDSM5-250-HFWF	125	100/100	70/70	12	9523110125
	CDSM5-250-HFWF	160	100/100	70/70	12	9523110160
	CDSM5-250-HFWF	175	100/100	70/70	12	9523110175
	CDSM5-250-HFWF	200	100/100	70/70	12	9523110200
	CDSM5-250-HFWF	225	100/100	70/70	12	9523110225
	CDSM5-250-HFWF	250	100/100	70/70	12	9523110250

CDSM5-125-GWF

CDSM5-250-HFWF

- **DIMENSION**

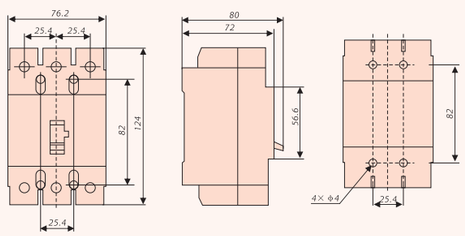

CDSM5-125-GWF

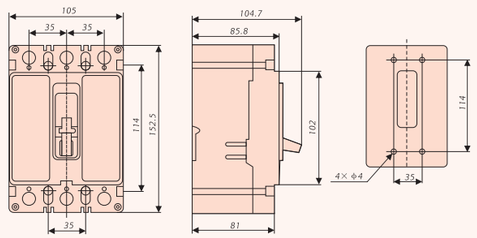

CDSM5-250-HFWF

Model			CDSM6-30	CDSM6-50	CDSM6-60	CDSM6-100	CDSM6-225	CDSM6-400	CDSM6-600	CDSM6-800
Rated Current In(A)			5A,10A,15A 20A,30A	5A,10A,15A 20A,30A 40A,50A	60A	15A,20A 30A,40A 50A,60A, 75A	100A,12A 150A,175A 200A,225A	250A,300A 350A,400A	500A,600A	700A,800A
Icu (kA)	ABE	220/240V	10kA	10kA	10kA	25kA	35kA	35kA	50kA	50kA
	ABE	415V	5kA	5kA	5kA	10kA	18kA	25kA	35kA	35kA
	ABS	220/240V	25kA	25kA	25kA	50kA	50kA	50kA	85kA	100kA
	ABS	415V	10kA	10kA	10kA	25kA	25kA	35kA	50kA	50kA
Ics (kA)			50% Icu	50% Icu	50% Icu	50% Icu	50% Icu	100% Icu	100% Icu	100% Icu 50% Icu
Rated Voltage Ue(V)			600V							
Rated Insulation Voltage Ui(V)			690V							
Uimp(V)			6000V							
Operation Performance	Electrical Life		1500	1500	1500	1500	1000	1000	1000	500
	Mechanical life		8500	8500	8500	8500	7000	4000	2500	2500

Ref.	Model	Rated Current(A)	Icu (kA)/Ics(kA) 220/240V	Icu (kA)/Ics(kA) 415V	Case Qty.(Pcs)	Item Code 3P	Item Code 4P
CDSM6-ABS30b	CDSM6-ABS30b	5	10/5	5/2.5	30	9613123005	-
	CDSM6-ABS30b	10	10/5	5/2.5	30	9633123010	-
	CDSM6-ABS30b	15	10/5	5/2.5	30	9633123015	-
	CDSM6-ABS30b	20	10/5	5/2.5	30	9633123020	-
	CDSM6-ABS30b	30	10/5	5/2.5	30	9633123030	-
	CDSM6-ABE50b	5	10/5	5/2.5	30	9653113005	9653114005
	CDSM6-ABE50b	10	10/5	5/2.5	30	9653113010	9653114010
	CDSM6-ABE50b	15	10/5	5/2.5	30	9653113015	9653114015
	CDSM6-ABE50b	20	10/5	5/2.5	30	9653113020	9653114020
	CDSM6-ABE50b	30	10/5	5/2.5	30	9653113030	9653114030
	CDSM6-ABE50b	40	10/5	5/2.5	30	9653113040	9653114040
	CDSM6-ABE50b	50	10/5	5/2.5	30	9653113050	9653114050
	CDSM6-ABS50b	5	25/12.5	10/5	30	9653123005	9653124005
	CDSM6-ABS50b	10	25/12.5	10/5	30	9653123010	9653124010
	CDSM6-ABS50b	15	25/12.5	10/5	30	9653123015	9653124015
	CDSM6-ABS50b	20	25/12.5	10/5	30	9653123020	9653124020
	CDSM6-ABS50b	30	25/12.5	10/5	30	9653123030	9653124030
	CDSM6-ABS50b	40	25/12.5	10/5	30	9653123040	9653124040
	CDSM6-ABS50b	50	25/12.5	10/5	30	9653123050	9653124050

CDSM6-ABS30b

Ref.	Model	Rated Current(A)	Icu (kA)/Ics(kA) 220/240V	Icu (kA)/Ics(kA) 415V	Case Qty.(Pcs)	Item Code 3P	Item Code 4P
CDSM6-ABE100	CDSM6-ABE60b	60	10/5	5/2.5	30	9663113060	-
	CDSM6-ABS60b	60	25/12.5	10/5	30	9663123060	-
	CDSM6-ABE100	5	25/12.5	10/5	20	9613113005	9613114005
	CDSM6-ABE100	10	25/12.5	10/5	20	9613113010	9613114010
	CDSM6-ABE100	15	25/12.5	10/5	20	9613113015	9613114015
	CDSM6-ABE100	20	25/12.5	10/5	20	9613113020	9613114020
	CDSM6-ABE100	30	25/12.5	10/5	20	9613113030	9613114030
	CDSM6-ABE100	40	25/12.5	10/5	20	9613113040	9613114040
	CDSM6-ABE100	50	25/12.5	10/5	20	9613113050	9613114050
	CDSM6-ABE100	60	25/12.5	10/5	20	9613113060	9613114060
	CDSM6-ABE100	75	25/12.5	10/5	20	9613113075	9613114075
	CDSM6-ABE100	100	25/12.5	10/5	20	9613113100	9613114100
	CDSM6-ABS100	15	50/25	25/12.5	20	9613123015	9613124015
	CDSM6-ABS100	20	50/25	25/12.5	20	9613123020	9613124020
	CDSM6-ABS100	30	50/25	25/12.5	20	9613123030	9613124030
	CDSM6-ABS100	40	50/25	25/12.5	20	9613123040	9613124040
	CDSM6-ABS100	50	50/25	25/12.5	20	9613123050	9613124050
	CDSM6-ABS100	60	50/25	25/12.5	20	9613123060	9613124060
	CDSM6-ABS100	75	50/25	25/12.5	20	9613123075	9613124075
	CDSM6-ABS100	100	50/25	25/12.5	20	9613123100	9613124100
CDSM6-ABE225	CDSM6-ABE225	100	35/17.5	18/9	12	9623113100	9623114100
	CDSM6-ABE225	125	35/17.5	18/9	12	9623113125	9623114125
	CDSM6-ABE225	150	35/17.5	18/9	12	9623113150	9623114150
	CDSM6-ABE225	175	35/17.5	18/9	12	9623113175	9623114175
	CDSM6-ABE225	200	35/17.5	18/9	12	9623113200	9623114200
	CDSM6-ABE225	225	35/17.5	18/9	12	9623113225	9623114225
	CDSM6-ABS225	100	50/25	25/12.5	12	9623123100	9623124100
	CDSM6-ABS225	125	50/25	25/12.5	12	9623123125	9623124125
	CDSM6-ABS225	150	50/25	25/12.5	12	9623123150	9623124150
	CDSM6-ABS225	175	50/25	25/12.5	12	9623123175	9623124175
	CDSM6-ABS225	200	50/25	25/12.5	12	9623123200	9623124200
	CDSM6-ABS225	225	50/25	25/12.5	12	9623123225	9623124225
	CDSM6-ABE400	250	35/17.5	25/12.5	4	9643113250	9643114250
	CDSM6-ABE400	300	35/17.5	25/12.5	4	9643113300	9643114300
	CDSM6-ABE400	350	35/17.5	25/12.5	4	9643113350	9643114350
	CDSM6-ABE400	400	35/17.5	25/12.5	4	9643113400	9643114400
	CDSM6-ABS400	250	35/17.5	25/12.5	4	9643123250	9643124250
	CDSM6-ABS400	300	35/17.5	25/12.5	4	9643123300	9643124300
	CDSM6-ABS400	350	35/17.5	25/12.5	4	9643123350	9643124350
	CDSM6-ABS400	400	35/17.5	25/12.5	4	9643123400	9643124400
	CDSM6-ABE600	500	50/25	35/17.5	4	9663113500	9663114500
	CDSM6-ABE600	600	50/25	35/17.5	4	9663113600	9663114600
	CDSM6-ABS600	500	85/42.5	50/25	4	9663123500	9663124500
	CDSM6-ABS600	600	85/42.5	50/25	4	9663123600	9663124600
	CDSM6-ABE800	700	50/25	25/12.5	2	9683113700	9683114700
	CDSM6-ABE800	800	50/25	25/12.5	2	9683113800	9683114800
	CDSM6-ABS800	700	100/50	50/25	2	9683123700	9683124700
	CDSM6-ABS800	800	100/50	50/25	2	9683123800	9683124800

CDSM6-ABE100

CDSM6-ABE100

CDSM6-ABE225

CDSM6-ABE225

Dixsen®
MOULD CASE CIRCUIT BREAKER

- **DIMENSION**

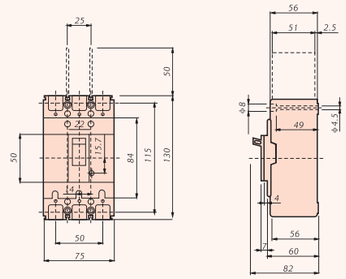

CDSM6-ABE/ABS30~60

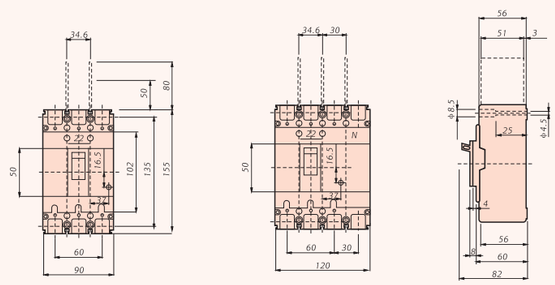

CDSM6-ABE/ABS100

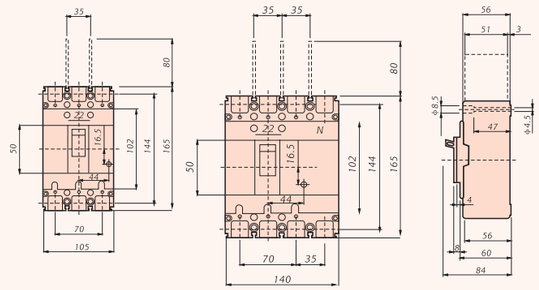

CDSM6-ABE/ABS225

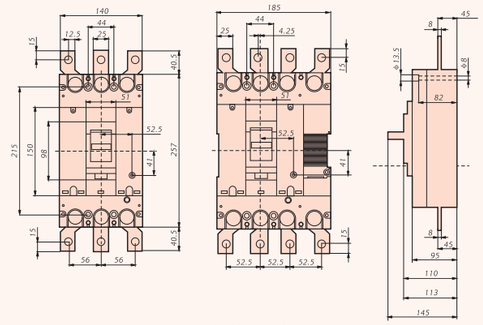

CDSM6-ABE/ABS400

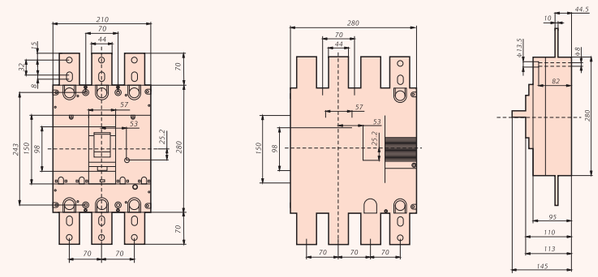

CDSM6-ABE/ABS800

Dixsen®
MOULD CASE CIRCUIT BREAKER

CDSM7-3VE1

CDSM7-3VE3

CDSM7-3VE4

Ref.	Model	Rated Current(A)	Thermal Release (A)	Instantaneous Release (A)	Case Qty.(Pcs)	Item Code
	CDSM7-3VE1-0.16	0.16	0.1-0.16	1.9	50	971000016
	CDSM7-3VE1-0.25	0.25	0.16-0.25	3	50	971000025
	CDSM7-3VE1-0.4	0.4	0.25-0.4	4.8	50	971000040
	CDSM7-3VE1-0.63	0.63	0.4-0.63	7.5	50	971000063
	CDSM7-3VE1-1	1	0.63-1	12	50	971000100
	CDSM7-3VE1-1.6	1.6	1-1.6	19.2	50	971000160
	CDSM7-3VE1-2.5	2.5	1.6-2.5	30	50	971000250
	CDSM7-3VE1-3.2	3.2	2-3.2	38	50	971000320
	CDSM7-3VE1-4	4	2.5-4	48	50	971000400
	CDSM7-3VE1-5	5	3.2-5	60	50	971000500
	CDSM7-3VE1-6.3	6.3	4-6.3	75	50	971000630
	CDSM7-3VE1-8	8	5-8	96	50	971000800
	CDSM7-3VE1-10	10	6.3-10	120	50	971001000
	CDSM7-3VE1-12	12.5	8-12.5	150	50	971001200
	CDSM7-3VE1-16	16	10-16	192	50	971001600
	CDSM7-3VE1-20	20	14-20	210	50	971002000
	CDSM7-3VE3-1.6	1.6	1-1.6	19	20	972000160
	CDSM7-3VE3-2.5	2.5	1.6-2.5	30	20	972000250
	CDSM7-3VE3-4	4	2.5-4	48	20	972000400
	CDSM7-3VE3-6.3	6.3	4-6.3	75	20	972000630
	CDSM7-3VE3-10	10	6.3-10	120	20	972001000
	CDSM7-3VE3-12.5	12.5	8-12.5	150	20	972001250
	CDSM7-3VE3-16	16	10-16	192	20	972001600
	CDSM7-3VE3-20	20	12.5-20	240	20	972002000
	CDSM7-3VE3-25	25	16-26	300	20	972002500
	CDSM7-3VE3-32	32	22-32	380	20	972003200
	CDSM7-3VE4-10	10	6.3-10	120	10	973001000
	CDSM7-3VE4-16	16	10-16	192	10	973001600
	CDSM7-3VE4-25	25	16-25	300	10	973002500
	CDSM7-3VE4-32	32	22-32	380	10	973003200
	CDSM7-3VE4-40	40	28-40	480	10	973004000
	CDSM7-3VE4-50	50	36-50	600	10	973005000
	CDSM7-3VE4-63	63	45-63	700	10	973006300

- **DIMENSION**

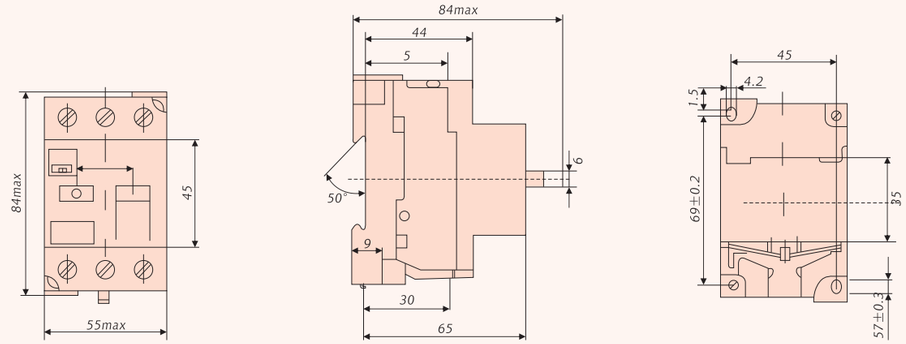

CDSM7-3VE1

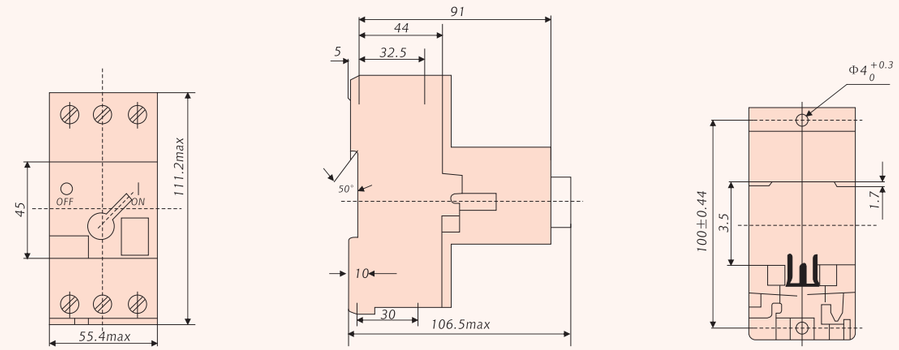

CDSM7-3VE3

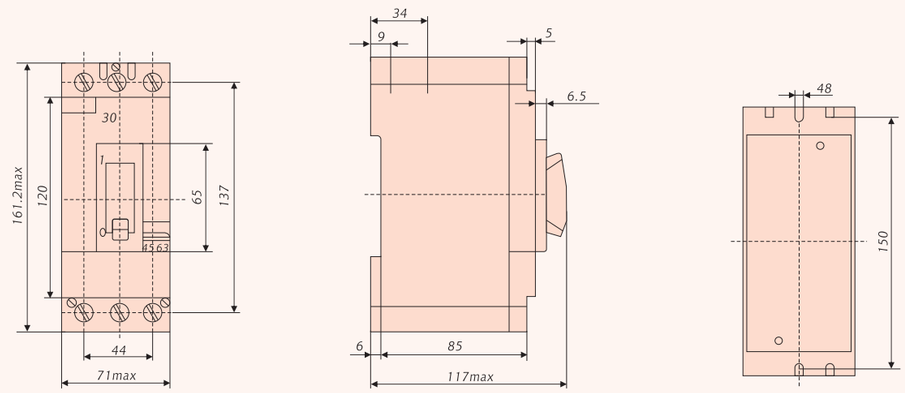

CDSM7-3VE4

CDSM8-3VU13

Ref.	Model	Rated Current(A)	Thermal Release (A)	Instantaneous Release (A)	Recommended Motor rating 415V KW	HP	Case Qty.(Pcs)	Item Code
	CDSM8-3VU13-1MB00	0.16	0.1-0.16	1.9	-	-	50	981000016
	CDSM8-3VU13-1MC00	0.24	0.16-0.24	2.9	0.06	-	50	981000024
	CDSM8-3VU13-1MD00	0.4	0.24-0.4	4.8	0.09	0.12	50	981000040
	CDSM8-3VU13-1ME00	0.6	0.4-0.6	7.2	0.12	0.18	50	981000060
	CDSM8-3VU13-1MF00	1	0.6-1	12	0.25	-	50	981000100
	CDSM8-3VU13-1MG00	1.6	1-1.6	19	0.37	0.55	50	981000160
	CDSM8-3VU13-1MH00	2.4	1.6-2.4	29	0.75	-	50	981000240
	CDSM8-3VU13-1NH00	3.2	2-3.2	38	1.1	-	50	981000320
	CDSM8-3VU13-1MJ00	4	2.4-4	48	1.1	-	50	981000400
	CDSM8-3VU13-1NJ00	5	3.2-5	60	1.5	1.5	50	981000500
	CDSM8-3VU13-1MK00	6	4-6	72	2.2	2.2	50	981000600
	CDSM8-3VU13-1NK00	8	5-8	96	3	-	50	981000800
	CDSM8-3VU13-1ML00	10	6-10	120	3	4	50	981001000
	CDSM8-3VU13-1NL00	13	8-13	156	4	5.5	50	981001300
	CDSM8-3VU13-1MM00	16	10-16	190	7.5	-	50	981001600
	CDSM8-3VU13-1MN00	20	14-20	240	7.5	-	50	981002000
	CDSM8-3VU13-1MP00	25	18-25	300	11	-	50	981002500

CDSM8-3VU16

	CDSM8-3VU16-1MG00	1.6	1-1.6	19	0.37	0.55	20	981000160
	CDSM8-3VU16-MH00	2.4	1.6-2.4	29	0.75	-	20	981000240
	CDSM8-3VU16-MJ00	4	2.4-4	48	1.1	-	20	981000400
	CDSM8-3VU16-MK00	6	4-6	72	2.2	-	20	981000600
	CDSM8-3VU16-ML00	10	6-10	120	3	4	20	981001000
	CDSM8-3VU16-MM00	16	10-16	190	5.5	7.5	20	981001600
	CDSM8-3VU16-MN00	25	16-25	300	11	-	20	981002500
	CDSM8-3VU16-MP00	32	22-32	380	15	-	20	981003200
	CDSM8-3VU16-MQ00	40	28-40	480	18.5	-	20	981004000
	CDSM8-3VU16-MR00	52	36-52	600	22	-	20	981005200
	CDSM8-3VU16-MS00	63	45-63	600	-	-	20	981006300

• DIMENSION

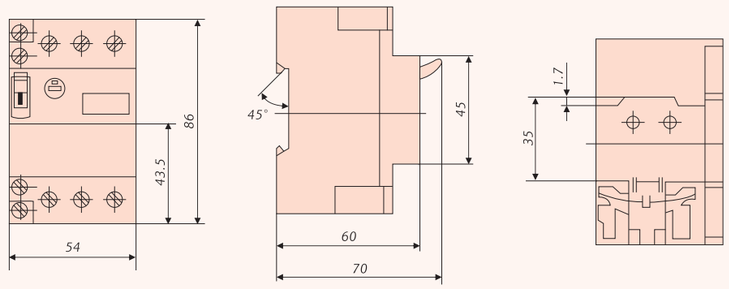

Dixsen®
MOULD CASE CIRCUIT BREAKER

CDSM9-GV2-M

Ref.	Model	Rated Current(A)	Thermal Release (A)	Instantaneous Release (A)	Case Qty.(Pcs)	Item Code
	CDSM9-GV2-M01	0.16	0.1-0.16	1.5	50	991000016
	CDSM9-GV2-M02	0.25	0.16-0.25	2.4	50	991000025
	CDSM9-GV2-M03	0.4	0.25-0.40	5	50	991000040
	CDSM9-GV2-M04	0.63	0.40-0.63	8	50	991000063
	CDSM9-GV2-M05	1	0.63-1	13	50	991000100
	CDSM9-GV2-M06	1.6	1-1.6	22.5	50	991000160
	CDSM9-GV2-M07	2.5	1.6-2.5	33.5	50	991000250
	CDSM9-GV2-M08	4	2.5-4	51	50	991000400
	CDSM9-GV2-M10	6.3	4-6.3	78	50	991000630
	CDSM9-GV2-M14	10	6-10	138	50	991001000
	CDSM9-GV2-M16	14	9-14	170	50	991001400
	CDSM9-GV2-M18	16	10-16	201	50	991001600
	CDSM9-GV2-M20	18	13-18	223	50	991001800
	CDSM9-GV2-M21	23	17-23	223	50	991001800
	CDSM9-GV2-M22	25	20-25	327	50	991002300
	CDSM9-GV2-M32	32	24-32	416	50	991002500

CDSM9-GV2-RS

	CDSM9-GV2-RS01	0.16	0.1-0.16	1.5	50	991003200
	CDSM9-GV2-RS02	0.25	0.16-0.25	2.4	50	992000016
	CDSM9-GV2-RS03	0.4	0.25-0.40	5	50	992000025
	CDSM9-GV2-RS04	0.63	0.40-0.63	8	50	992000040
	CDSM9-GV2-RS05	1	0.63-1	13	50	992000063
	CDSM9-GV2-RS06	1.6	1-1.6	22.5	50	992000100
	CDSM9-GV2-RS07	2.5	1.6-2.5	33.5	50	992000160
	CDSM9-GV2-RS08	4	2.5-4	51	50	992000250
	CDSM9-GV2-RS10	6.3	4-6.3	78	50	992000400
	CDSM9-GV2-RS14	10	6-10	138	50	992000630
	CDSM9-GV2-RS16	14	9-14	170	50	992001000
	CDSM9-GV2-RS18	16	10-16	201	50	992001400
	CDSM9-GV2-RS20	18	13-18	223	50	992001600
	CDSM9-GV2-RS21	23	17-23	223	50	992001800
	CDSM9-GV2-RS22	25	20-25	327	50	992001800
	CDSM9-GV2-RS32	32	24-32	416	50	992002300

CDSM9-GV3-M

	CDSM9-GV3-M10	10	6-10	140	50	992002500
	CDSM9-GV3-M16	16	10-16	224	50	992003200
	CDSM9-GV3-M20	20	14-20	280	50	992001000
	CDSM9-GV3-M25	25	16-25	350	50	992001600
	CDSM9-GV3-M40	40	25-40	560	50	992002000
	CDSM9-GV3-M63	63	40-63	882	50	992002500
	CDSM9-GV3-M80	80	56-80	1120	50	992004000

Attachable Auxiliary Contact:
1pc Max.On the front of the breaker;
4pcs Max. at the left side;
1pc Max. At the right side.

AE11

Ref.	Model	Contact	Item Code
	Instantaneous Auxiliary Contacts		
	AE1	1NO/NC	992100002
	AE11	1NO+1NC	990000001
	AE20	2NO	990000002
	AN11	1NO+1NC	990000003
	AN20	2NO	990000004
	Fault Signal Contacts + Instantaneous Auxiliary Contacts		
	AD1010	Constant-open Trouble / NO	990000005
	AD1001	Constant-open Trouble / NC	990000006
	AD0110	Constant-closed Trouble / NO	990000007
	AD0101	Constant-closed Trouble / NC	990000008
	Under-voltage Release Unit		
	AU115	100-127V	990000009
	AU225	220-240V	990000010
	AU385	380-415V	990000011
	Shunt Release Unit		
	As115	110-127V	990000012
	AS225	220-240V	990000013
	AS385	380-415V	990000014
	Instantaneous Auxiliary Contacts		
	A01	1NO+1NC	990000015
	A02	2NO	990000016

AN11

AE11

● WEATHER PROTECTION BOX

It is convenient to make Motor Protection Breaker mount into a Weather Protection Box.

Ref.	Model	Protection Degree	Case Qty.(Pcs)	Item Code
CDSM9-GV2-MC	CDSM9-GV2-MC01	IP41	50	992006300
	CDSM9-GV2-MC02	IP55	50	992008000
	CDSM9-GV2-MC03	IP65	50	992100001

● DIMENSION

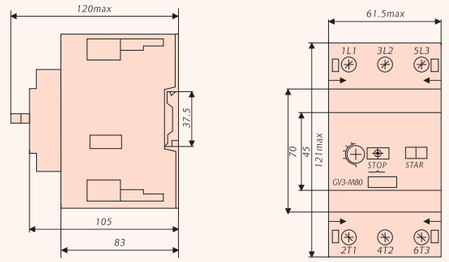

CDSM9-GV3-M

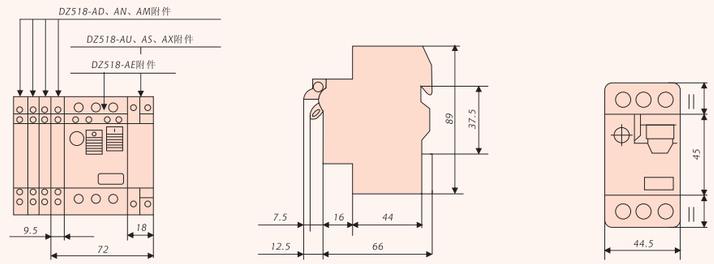

CDSM9-GV2-M

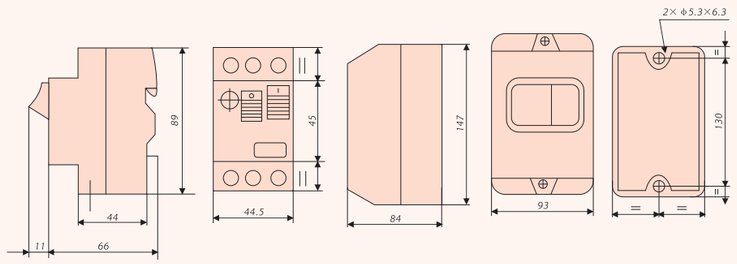

CDSM9-GV2-MC01